

Fluorescent ProteinPaintbox™ - *E. coli* – pMOTHER vectors

Description

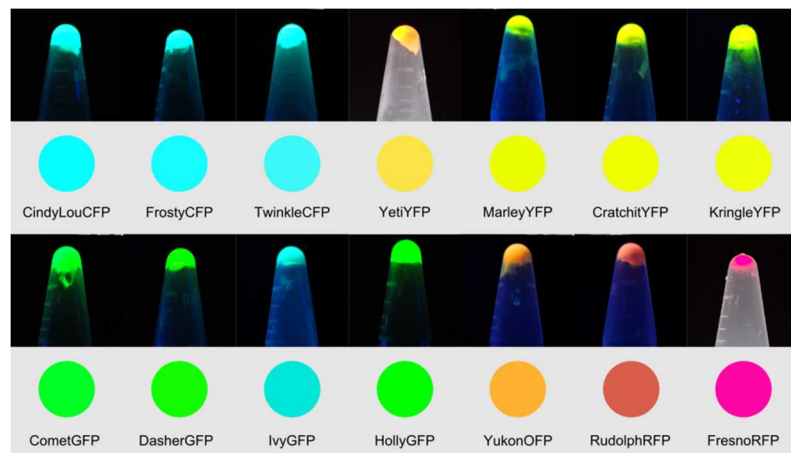
ATUM's synthetic non-aequorea fluorescent proteins are intended to be used as a source of different fluorescent protein coding sequences (genes) that can be amplified by PCR or easily excised using the flanking Electra (SapI) sites and cloned into any other DAUGHTER expression vector of choice.

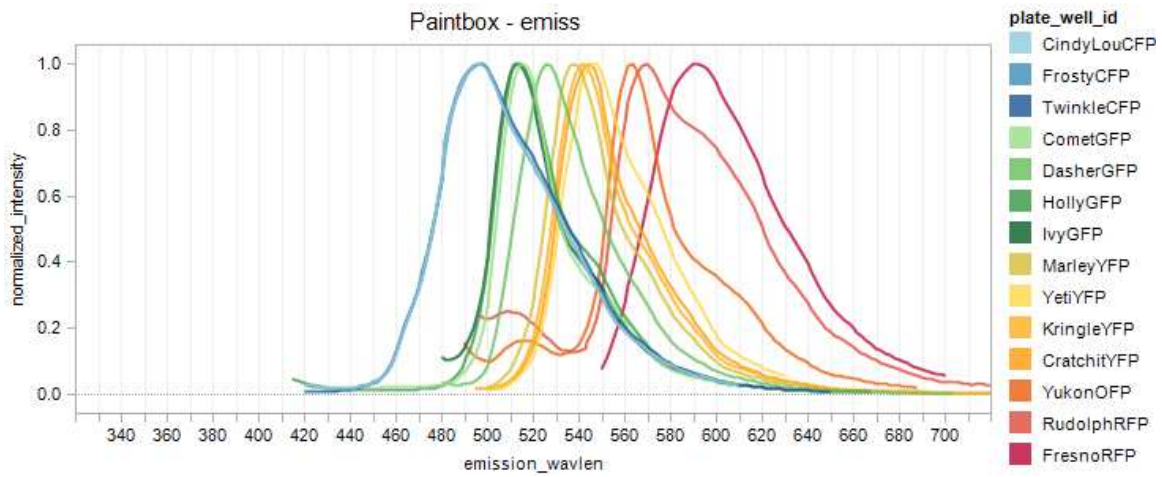
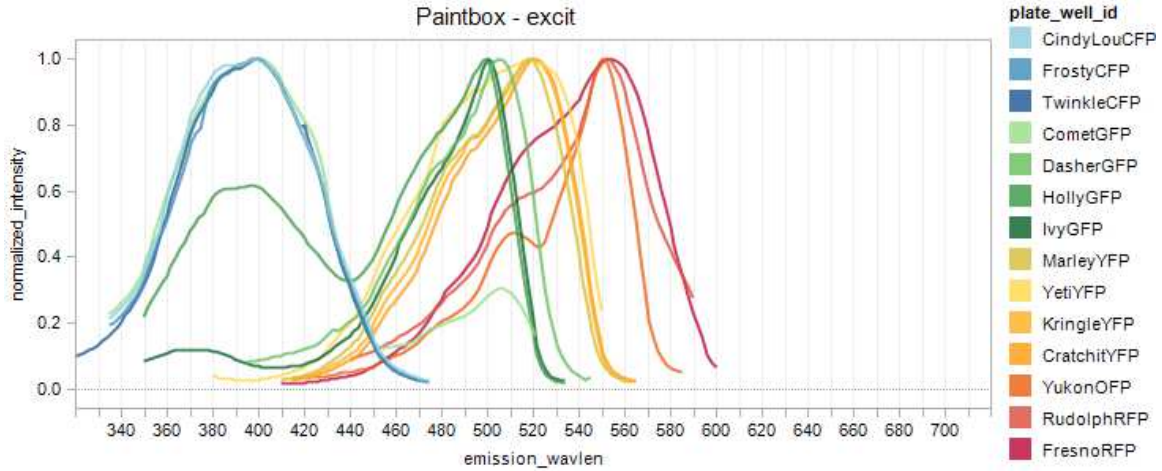
DNA2.0 Vectors

Cat # (Kan ^R)	Name	Ex. max (nm)	Em. max (nm)	Mol. Wt. kDa	Length (aa)	Maturation at 37°C	Cell toxicity
FPB-20E-269	CindyLouCFP	400	495	26.0	234 aa	Fast	not observed
FPB-21E-269	FrostyCFP	400	495	26.5	237 aa	Fast	not observed
FPB-47E-269	TwinkleCFP	400	495	26.1	234 aa	Fast	not observed
FPB-23E-269	MarleyYFP	520	535	26.4	237 aa	Fast	not observed
FPB-24E-269	CratchitYFP	520	540	26.4	237 aa	Fast	not observed
FPB-48E-269	KringleYFP	520	542	26.4	237 aa	Fast	not observed
FPB-26E-269	CometGFP	395	515	26.4	238 aa	Fast	not observed
FPB-27E-269	DasherGFP	505	525	26.6	237 aa	Fast	not observed
FPB-28E-269	IvyGFP	500	510	24.9	222 aa	Fast	not observed
FPB-29E-269	HollyGFP	500	515	26.0	234 aa	Fast	not observed
FPB-30E-269	YukonOFP	550	563	25.4	227 aa	Fast	not observed
FPB-31E-269	RudolphRFP	553	570	25.3	227 aa	Fast	not observed
FPB-54E-269	FresnoRFP	553	592	26.0	233 aa	Fast	not observed

2 µg Package size. Store at room temperature. Once DNA is re-suspended in water or TE, store at -20°C.

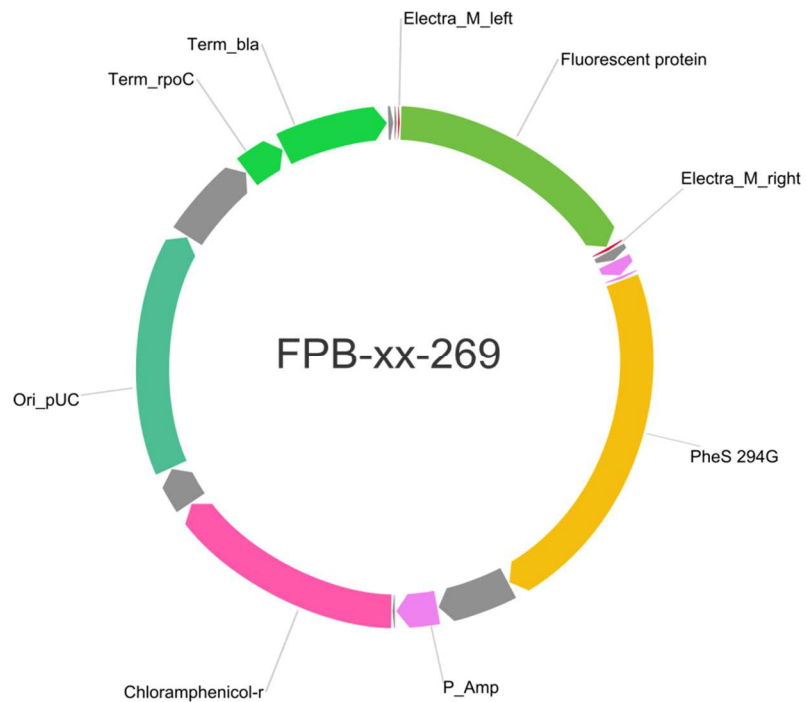
Fluorescent Protein expression



Excitation/Emission spectra


For individual spectra, please see www.atum.bio/products/protein-paintbox#Data2

Vector Map



Cloning Information

Fluorescent protein can be excised by using SapI to cut the vector. You can easily transfer fluorescent proteins in pMOTHER vectors into any pDAUGHTER vector using the Electra reagents kit.

Vector images are from Gene Designer software (www.atum.bio/genedesigner2). When you purchase this vector, you will receive a complimentary copy of the Gene Designer file for the vector, allowing you to view and manipulate the cloning region and all sequences.

Intellectual Property Statement

Available online: www.atum.bio/company/terms-and-conditions